


**Middle Atlantic Products**

EXCEPTIONAL SUPPORT &amp; PROTECTION™

# SFR Series Swing Frame Wall Racks


**EIA/TIA Compliant**


The SFR Series open swing frame wall rack provides easy and economical rear equipment access

## Features

- Open wall mount design allows equipment to swing out, greatly simplifying wiring tasks
- Innovative 90° "positive stop" design facilitates punching down while fully open
- 12", 18" and 24" useable equipment depth
- 100 lb. weight capacity
- Durable black powder coat finish



(open position)



SFR-20-18 (closed position)

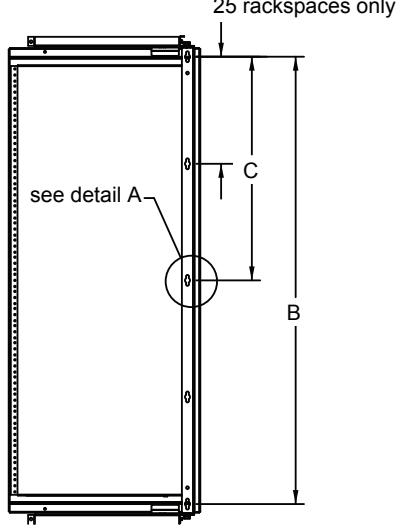
## Architects' and Engineers' Specifications

EIA compliant 19" wall-mount swing gate rack shall be Middle Atlantic Products model number SFR-\_\_\_\_ (refer to chart). Overall height shall be \_\_\_\_\_" (refer to chart), useable rack height shall be \_\_\_\_\_" (refer to chart), maximum depth shall be \_\_\_\_\_" (refer to drawing), useable depth shall be \_\_\_\_\_" (refer to drawing). Weight capacity shall be 100 lbs. SFR shall be constructed of the following materials: backpan shall be 14-gauge steel with durable black powder coat finish, rackrail shall be 11-gauge steel rackrail with tapped 10-32 mounting holes in universal EIA spacing with black e-coat finish and marked rackspace. SFR shall be GREENGUARD Indoor Air Quality Certified for Children and Schools. SFR shall be RoHS EU Directive 2002/95/EC compliant. SFR shall be manufactured by an ISO 9001 and ISO 14001 registered company. SFR shall be warranted to be free from defects in material and workmanship under normal use and conditions for the lifetime of the rack.

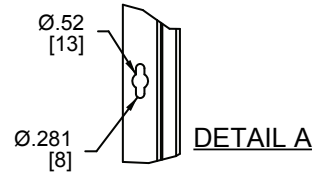
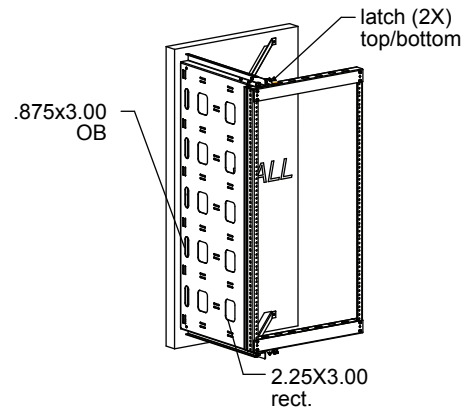
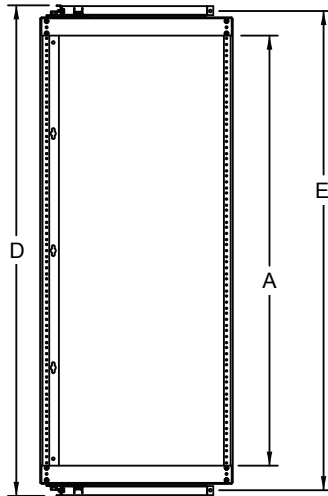
**CUSTOMIZABLE SPECIFICATION CLIPS AVAILABLE AT MIDDLEATLANTIC.COM**

# SFR Series basic dimensions

REAR VIEW



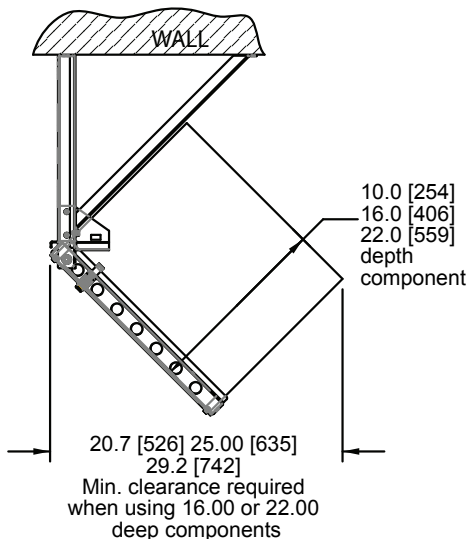
FRONT VIEW



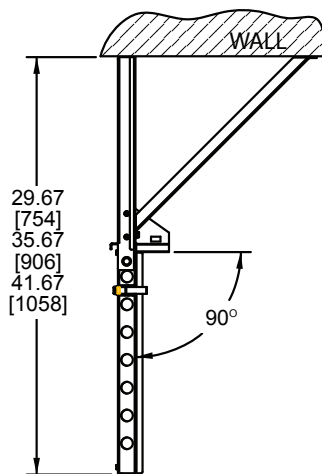
All dimensions in inches unless otherwise noted [All dimensions in brackets are in millimeters]

Part #	Useable Height A	Distance between top and bottom mounting holes B	Distance between top and middle mounting holes C	Overall Height D	Bracket Mounting Hole Distance E
SFR-12-12	21.06 [535]	23.00 [584]	11.50 [292]	27.22 [692]	26.07 [662]
SFR-20-12	35.06 [891]	37.00 [940]	18.50 [470]	41.22 [1047]	40.07 [1018]
SFR-12-18	21.06 [535]	23.00 [584]	11.50 [292]	27.22 [692]	26.07 [662]
SFR-20-18	35.06 [891]	37.00 [940]	18.50 [470]	41.22 [1047]	40.07 [1018]
SFR-25-18	43.81 [1113]	45.75 [1162]	22.88 [581]	49.97 [1269]	48.82 [1240]
SFR-12-24	21.06 [535]	23.00 [584]	11.50 [292]	27.22 [692]	26.07 [662]
SFR-20-24	35.06 [891]	37.00 [940]	18.50 [470]	41.22 [1047]	40.07 [1018]
SFR-25-24	43.81 [1113]	45.75 [1162]	22.88 [581]	49.97 [1269]	48.82 [1240]

45° OPEN POSITION



MAX. OPEN POSITION



CLOSED POSITION

